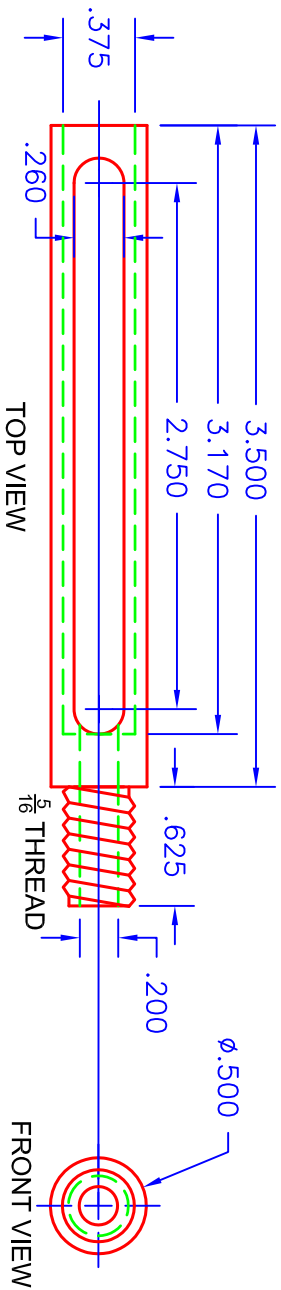
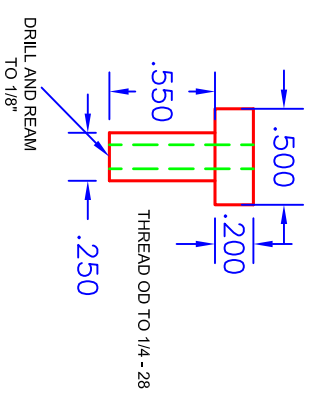


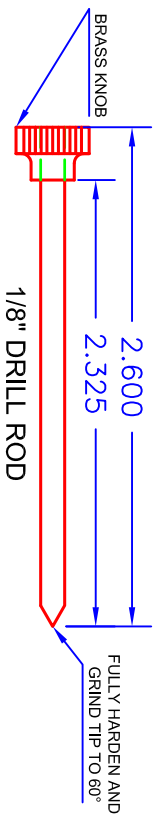
# TUBE



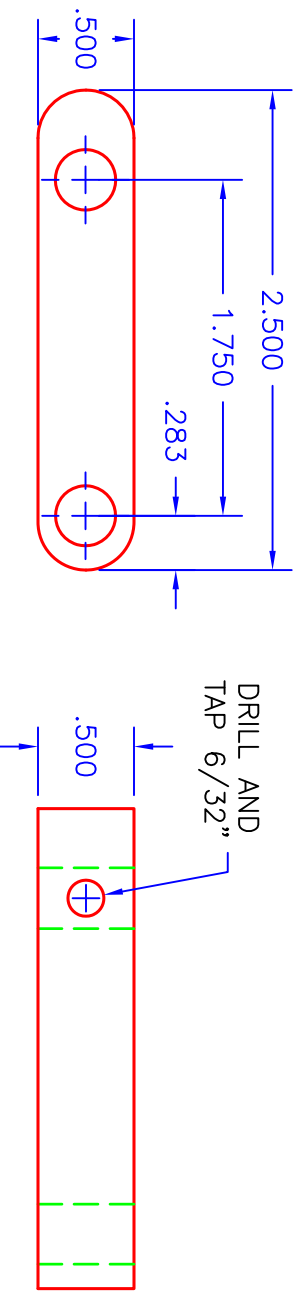
# LOCKING NUT



# SCRIBE

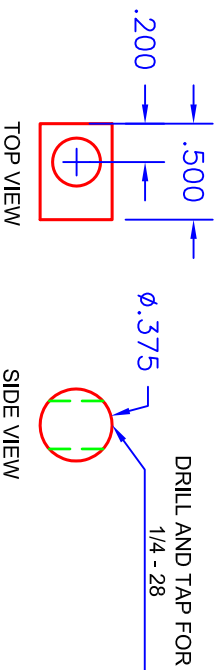


# SUPPORT



NOTE\*  
DURING ASSEMBLE, ADD A SPRING (.094 X 1.25) LONG BETWEEN THE SCRIBE KNOB AND THE LOCKING NUT. SECURE SCRIBE ASSEMBLY BY ADDING A CLOCK BUSHING ON THE END OF THE SCRIBE.

# SLIDER



TITLE		LATHE LAYOUT TOOL	
COMPANY		CLOCKS AND THINGS	
MATERIAL	SIZE	FCSM NO.	DWG NO.
12L14 COLD ROLLED STEEL UNLESS NOTED	A		030609
DWN BY M DEMPSEY	SCALE	DATE	SHEET
	1 : 1	02-13-09	1 OF 1
REV			-